



ENVIRONMENTAL TECHNOLOGY

AES-28™

API 682 Vessel Range



FEATURES

VESSELS ARE DESIGNED AND MANUFACTURED IN ACCORDANCE WITH ASME VIII DIV.1, APPROVED BY NOTIFIED BODIES TO COVER PED 97/23/EC AND CERTIFIED BY GOST

316 SS VESSEL AND WELD PAD CONSTRUCTION

28 LITRE / 7.39 US GALLON VESSEL

THE VESSEL HAS A MODULAR DESIGN

BENEFITS

• SUITABLE FOR A WIDE RANGE OF ARDUOUS ENVIRONMENTS. DESIGN RATING OF 45 BAR @ 38°C (652.7 PSI @ 100°F)

• ROBUST VESSEL SUITABLE FOR A RANGE OF CHALLENGING ENVIRONMENTS

• LARGE BARRIER FLUID CAPACITY FOR SEAL COOLING

• A RANGE OF INTRINSICALLY SAFE AND EEXD EXPLOSION PROOF INSTRUMENTATION OPTIONS CAN BE FITTED








The AES-28™ systems are based around a 316 stainless steel, 28 litre / 7.39 US gallon vessel, which comprises a weld pad level gauge and an integral cooling coil as standard. This vessel has a design rating of 45 barg @ 38°C / 652.7 psig @ 100°F. The AES-28™ vessels are designed and manufactured in accordance with a wide range of international specifications. They are designed and manufactured in accordance with ASME VIII Div.1, approved by notified bodies to cover PED 97/23/EC and certified by GOST.

The AES-28™ is available in a choice of three inventoried vessels. This range includes a screwed connection vessel, the socket welded vessel and the butt welded vessel. A variety of component options are available to adapt the vessel to specific pump applications. These options include electrical equipment, which is intrinsically safe or explosion proof.

SPECIFICATIONS

Vessel Design Options

<p>AES-28™ - SC</p>  <p>API 682 Vessel with Screwed Connections</p>	<p>AES-28™ - SW</p>  <p>API 682 Vessel with Socket Welded Flanges</p>	<p>AES-28™ - BW</p>  <p>API 682 Vessel with Butt Welded Flanges</p>
---	---	---

Standard Offering:

Vessel:

- **Construction:** 316 SS
- **Design Rating:** 45 Bar @ 38°C (652.7 psi @ 100°F)
- **Capacity:** 28 litres / 7.39 US gallons
- **Designed and manufactured to:** ASME VIII Div.1, approved by notified bodies to cover PED 97/23/EC and certified by GOST.

Weld Pad: Construction 316 SS
Cooling Coil: Construction 316 SS

Optional Extras:

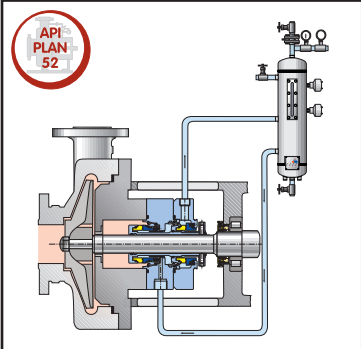
- Pressure Gauge Assembly (cw instrumented valve)
- Pressure Switch - Intrinsically Safe or EEXD Explosion proof
- Pressure Transmitter - Intrinsically Safe or EEXD Explosion proof
- Level Transmitter - Intrinsically Safe or EEXD Explosion proof
- High / Low Level Switch - Intrinsically Safe or EEXD Explosion proof
- PED Compliance
- Orifice Plate (Plan 52)
- Vent / Drain / Fill Valve - Screwed, Socket Weld and Butt Weld Options



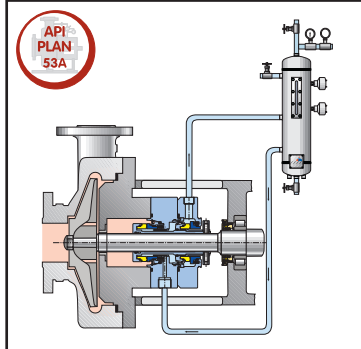
AESSEAL® CAPI™ 610 & 682 Single and Double range of mechanical seals suited to API 610 V8 & API 682

Please note that the AESSEAL® AES-15™ Vessel can be used under API 682 if the pump's shaft diameter is below 60mm / 2.4 inches

Examples of API Piping Plans



API PLAN 52



API PLAN 53A

BARRIER & BUFFER FLUID SYSTEMS FOR USE WITH DOUBLE MECHANICAL SEALS

AESSEAL® supplies an extensive range of barrier and buffer fluid systems for use with double mechanical seals. Wherever possible AESSEAL® prefers to supply both the seal and the system. In addition the company will suggest suitable barrier or buffer fluids for most applications, based on extensive field experience.

AESSEAL® accepts no responsibility for any problems associated with system design, installation, operation, or the use of an unsuitable barrier or buffer fluid, where the fluid, seal or any part of the system have not been specified and/or supplied by AESSEAL®

THIS DOCUMENT IS DESIGNED TO PROVIDE DIMENSIONAL INFORMATION AND AN INDICATION OF AVAILABILITY.
 FOR FURTHER INFORMATION AND SAFE OPERATING LIMITS CONTACT OUR TECHNICAL SPECIALISTS AT THE LOCATIONS BELOW.



USE DOUBLE MECHANICAL SEALS WITH HAZARDOUS PRODUCTS. ALWAYS TAKE SAFETY PRECAUTIONS:

- GUARD YOUR EQUIPMENT
- WEAR PROTECTIVE CLOTHING



UK Sales & Technical advice:

AESSEAL plc
 Mill Close
 Templeborough
 Rotherham
 S60 1BZ
 United Kingdom



INVESTOR IN PEOPLE

Telephone: +44 (0) 1709 369966
 Fax: +44 (0) 1709 720788
 E-mail: seals@aesseal.com
 Internet: <http://www.aesseal.com>

Distributed by:

Our Purpose: *'To give our customers such exceptional service that they need never consider alternative sources of supply.'*

USA Sales & Technical advice:

AESSEAL Inc.
 355 Dunavant Drive
 Rockford,
 TN. 37853
 USA

Telephone: +1 865 531 0192
 Fax: +1 865 531 0571
 E-mail: usa@aesseal.com

ALL SIZES ARE SUBJECT TO MANUFACTURING TOLERANCES. WE RESERVE THE RIGHT TO MODIFY SPECIFICATIONS AT ANY TIME.

AESSEAL plc recognize all trademarks and trademark names as the property of their owners.

AES-15™, AES-28™ and CAPI™ are Trademarks of AESSEAL plc
 Registered Trademarks: AESSEAL® - AESSEAL plc

Reference Issue • L-UK/US-APISYSTEMS-06